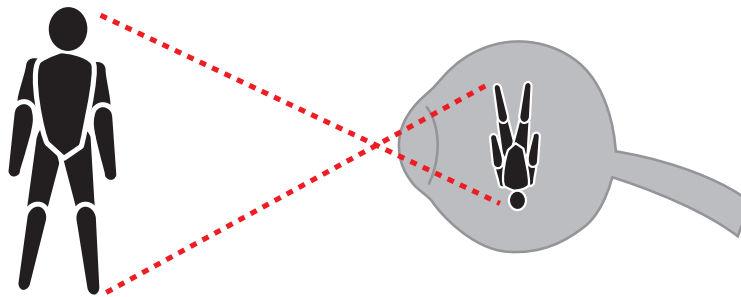


Positively Aging[®] CHOICES AND CHANGES
UNIT 6 – CHALLENGES AND CHANGES – *Vision*
PRE TEST & POST TEST
ANSWER KEY

PRE TEST

1. a cornea
2. b #2
3. b lens
4. a cornea, lens, retina, optic nerve, visual cortex
5. c lens
6. b loss of central vision
7. b face the person when speaking to them
8. b optic chiasm
9. a entire image
10. c on the retina
11. b John can read at 40 feet what Sally reads at 20 feet.
12. d. 40/10
13. a visual acuity
14. a. the distance from which the letter is viewed recorded in feet.
15. b. 2



(illustration 2)

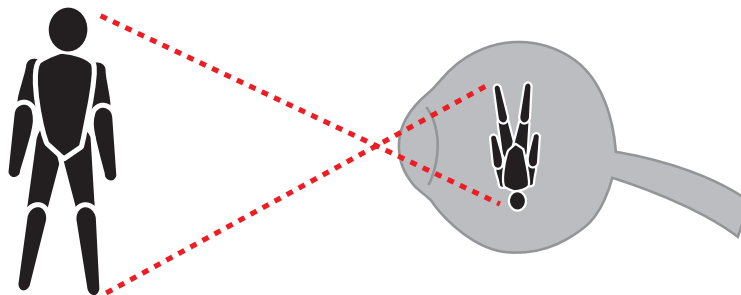
POST TEST

1. b lens
2. a cornea
3. b #2
4. b lens
5. c pupil
6. b iris
7. a cornea, lens, retina, optic nerve, visual cortex
8. b optic chiasm



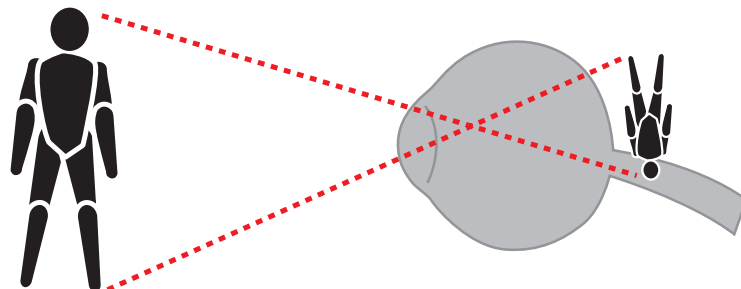
Positively Aging® CHOICES AND CHANGES
UNIT 6 – CHALLENGES AND CHANGES – *Vision*
PRE TEST & POST TEST
ANSWER KEY

- 9. a entire image
- 10. b a partial image would be seen
- 11. a loss of depth perception
- 12. c on the retina
- 13. c lens
- 14. b loss of central vision
- 15. b face the person when speaking to them.
- 16. c provide a bright light diffused with a shade on the reading material
- 17. b 2



(illustration 2)

- 18. b hyperopia



(illustration 1)

- 19. b John can read at 40 feet what Sally reads at 20 feet.
- 20. d 40/10
- 21. a visual acuity
- 22. a the distance from which the letter is viewed recorded in feet.